

Scaled data based on original data using  
LM-79-08 Approved Method: Electrical and Photometric Measurements of Solid-  
State Lighting Products

Test Report Prepared for  
Cooper Lighting Solutions  
(formerly Eaton)

Brand: INVUE

Report Number: P675514

Luminaire Tested: **CCW-SA-1E-722-U-SL3**

Issue Date: 04/25/2023



**Test Information**

Test Method: LM-79-08  
Report Number: P675514  
Test Lab: INNOVATION CENTER(G1)  
Issue Date: 04/25/2023  
Manufacturer: COOPER LIGHTING SOLUTIONS (FORMERLY EATON)  
Product Line: INVUE  
Catalog Number: CCW-SA-1E-722-U-SL3  
Description: INVUE CLEAR CURVE Wall Pack MOUNT LIGHT SQUARE LUMINAIRE @1050mA w/  
SL3 distribution lens  
Light Source: (16) 2200K CCT, 70 CRI LEDs  
Ballast/Driver: ELECTRONIC DRIVER

**Summary**

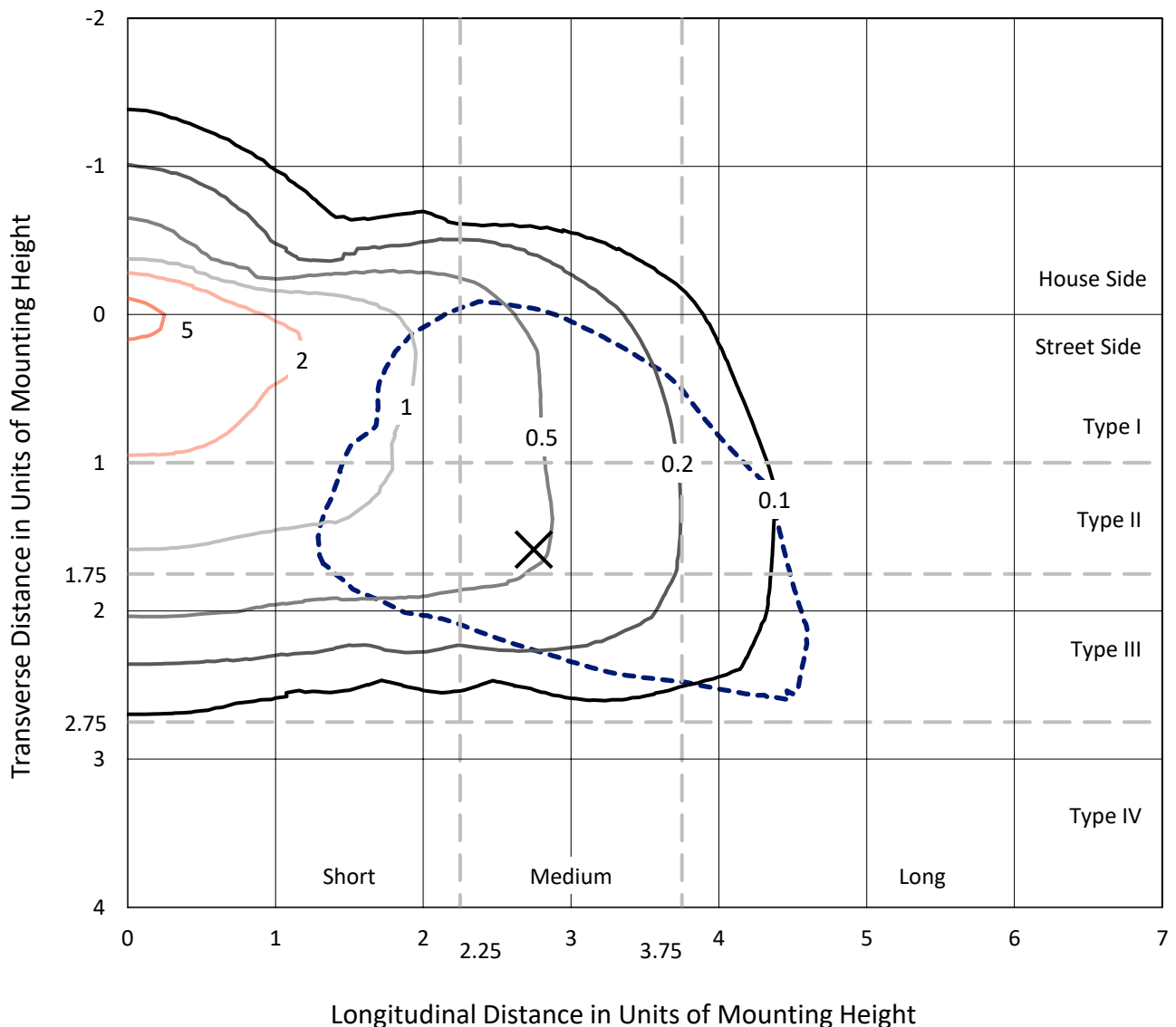
Lumens per Lamp: N/A  
Luminaire Lumens: 4979.4 lumens  
Efficiency: N/A  
Efficacy: 88.8 lumens/watt  
Luminous Opening: Rectangular (W 1' x L: 0.5' x H: 0')  
IES Classification: Type III - Medium  
BUG Rating: B1 - U0 - G2

Input Watts (W): 56.1  
Input Voltage (V): 120  
Input Current (A<sub>in</sub>): NR  
Voltage Rise (V): NR  
Power Factor: NR  
Total Harmonic Distortion (THDi): NR  
Frequency (hertz): 60  
Stabilization Time: NR  
Operation Time: NR  
Ambient Temperature (°C): NR  
Test Distance: 25 FT

REPORT NUMBER: P675514  
 CATALOG NUMBER: CCW-SA-1E-722-U-SL3

### Iso-Footcandle Lines of Horizontal Illumination

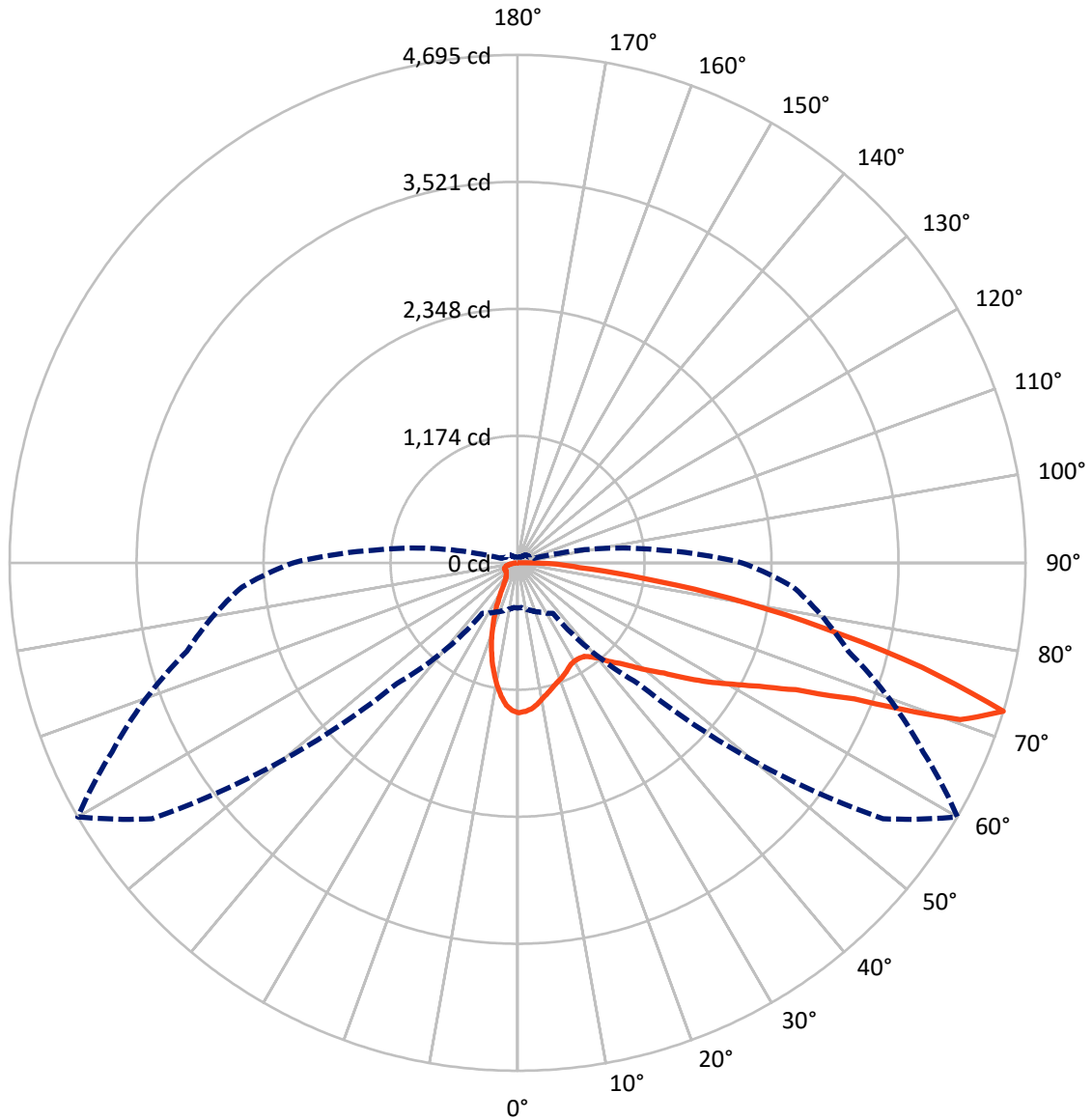
✕ Max cd  
 - - - 1/2 Max cd



Based on 15 foot mounting height. Maximum calculated value = 6.2 fc  
 Type III - Medium - N/A

REPORT NUMBER: P675514  
CATALOG NUMBER: CCW-SA-1E-722-U-SL3

### Luminous Intensity Polar Plot



— Vertical Plane Through 60-Deg Lateral    - - - Horizontal Cone Through 72.5-Deg Vertical

REPORT NUMBER: P675514  
 CATALOG NUMBER: CCW-SA-1E-722-U-SL3

**FLUX DISTRIBUTION:**

		Downward	Upward	Total
<b>House Side</b>	Lumens	855.4	0.0	855.4
	% Fixture	17.2	0.0	17.2
<b>Street Side</b>	Lumens	4124.1	0.0	4124.1
	% Fixture	82.8	0.0	82.8
<b>Total</b>	Lumens	4979.4	0.0	4979.4
	% Fixture	100.0	0.0	100.0

**Coefficient of Utilization**

**ZONAL LUMENS:**

Zone	Lumens	% Fixture
0°-10°	120.2	2.4
10°-20°	272.5	5.5
20°-30°	348.8	7.0
30°-40°	446.2	9.0
40°-50°	611.9	12.3
50°-60°	885.1	17.8
60°-70°	1214.2	24.4
70°-80°	911.1	18.3
80°-90°	169.3	3.4
90°-100°	0.0	0.0
100°-110°	0.0	0.0
110°-120°	0.0	0.0
120°-130°	0.0	0.0
130°-140°	0.0	0.0
140°-150°	0.0	0.0
150°-160°	0.0	0.0
160°-170°	0.0	0.0
170°-180°	0.0	0.0
0°-90°	4979.4	100.0
0°-180°	4979.4	100.0

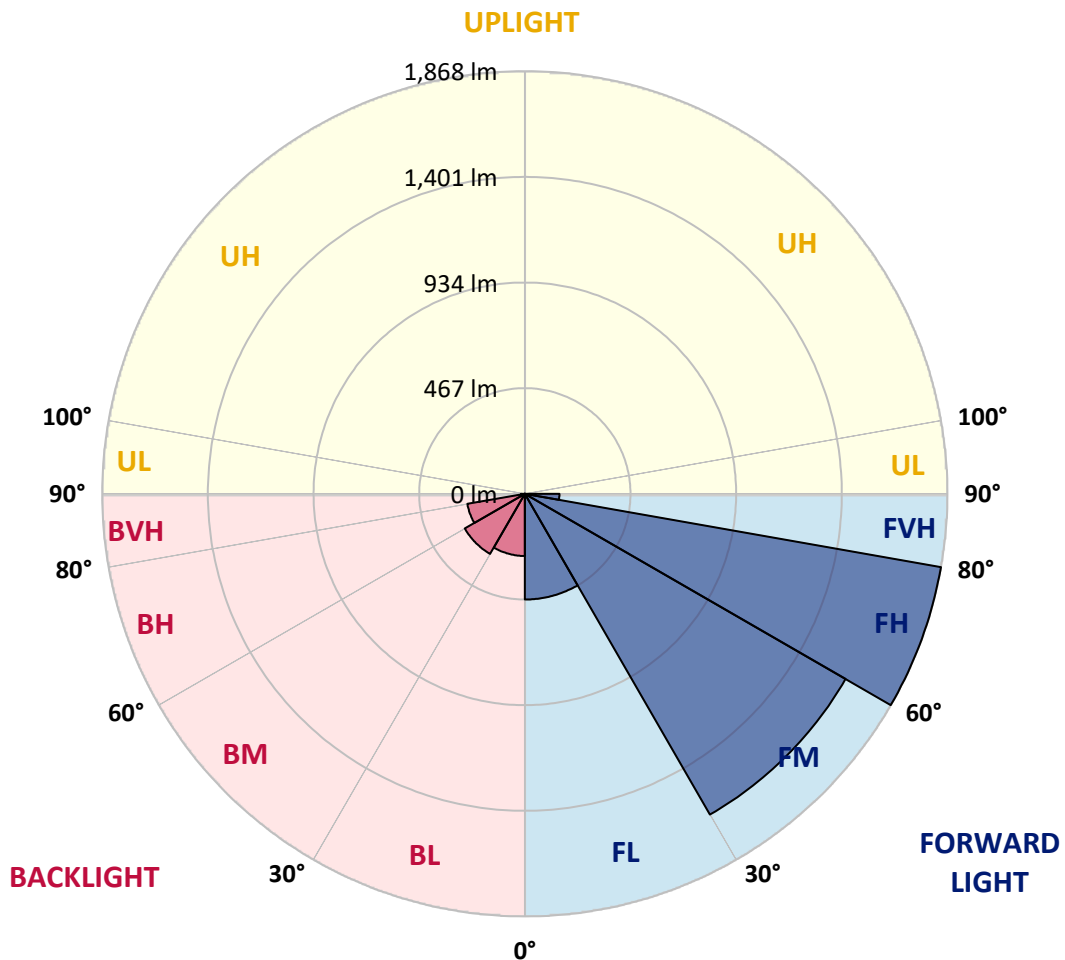


REPORT NUMBER: P675514  
 CATALOG NUMBER: CCW-SA-1E-722-U-SL3

**LUMINAIRE CLASSIFICATION SYSTEM LUMEN TABLE AND BUG RATING:**

Zone	Lumens	% Fixture	Zone Rating/Lumen Limit		
			B	U	G
FL (0°-30°)	466.9	9.4			
FM (30°-60°)	1636.7	32.9			
FH (60°-80°)	1867.6	37.5			G2/5000
FVH (80°-90°)	152.9	3.1			G2/225
BL (0°-30°)	274.6	5.5	B1/500		
BM (30°-60°)	306.5	6.2	B1/1000		
BH (60°-80°)	257.8	5.2	B1/500		G1/500
BVH (80°-90°)	16.5	0.3			G1/100
UL (90°-100°)	0.0	0.0		U0/0	
UH (100°-180°)	0.0	0.0		U0/0	

**BUG Rating: B1-U0-G2**  
 Type III Medium





REPORT NUMBER: P675514

CATALOG NUMBER: CCW-SA-1E-722-U-SL3

**CANDELA DISTRIBUTION (FULL):**

	0°	5°	15°	25°	35°	45°	55°	60°	65°	75°	85°
0°	1386.5	1386.5	1386.5	1386.5	1386.5	1386.5	1386.5	1386.5	1386.5	1386.5	1386.5
2.5°	1356.9	1369.8	1373.6	1373.6	1384.7	1371.7	1390.2	1375.4	1379.1	1384.7	1381.0
5°	1292.0	1314.2	1301.3	1325.4	1316.1	1332.8	1355.0	1355.0	1349.5	1360.6	1351.3
7.5°	1229.0	1221.6	1243.8	1243.8	1258.6	1280.9	1299.4	1317.9	1319.8	1323.5	1321.7
10°	1143.7	1153.0	1164.1	1178.9	1197.5	1219.7	1258.6	1273.5	1277.2	1299.4	1293.8
12.5°	1073.3	1086.2	1093.7	1123.3	1140.0	1171.5	1216.0	1236.4	1238.2	1269.7	1269.7
15°	1021.4	1028.8	1045.5	1056.6	1093.7	1138.1	1180.8	1199.3	1219.7	1253.1	1243.8
17.5°	986.1	995.4	1002.8	1017.7	1052.9	1089.9	1156.7	1167.8	1191.9	1240.1	1229.0
20°	965.8	967.6	978.7	988.0	1019.5	1054.7	1114.0	1143.7	1175.2	1217.8	1206.7
22.5°	969.5	962.0	960.2	973.2	978.7	1012.1	1084.4	1115.9	1160.4	1210.4	1191.9
25°	976.9	978.7	975.0	963.9	965.8	995.4	1043.6	1084.4	1134.4	1208.6	1171.5
27.5°	995.4	1004.7	989.8	978.7	967.6	978.7	1028.8	1058.4	1114.0	1217.8	1169.7
30°	1013.9	1023.2	1019.5	1002.8	980.6	976.9	1012.1	1049.2	1102.9	1225.3	1169.7
32.5°	1041.8	1054.7	1041.8	1047.3	1021.4	1004.7	1017.7	1051.0	1114.0	1251.2	1171.5
35°	1073.3	1084.4	1088.1	1075.1	1069.6	1038.0	1045.5	1062.1	1125.2	1280.9	1190.0
37.5°	1108.5	1121.5	1132.6	1134.4	1115.9	1097.4	1093.7	1102.9	1153.0	1332.8	1210.4
40°	1132.6	1140.0	1162.2	1180.8	1186.3	1160.4	1158.5	1158.5	1203.0	1379.1	1247.5
42.5°	1173.4	1169.7	1201.2	1234.5	1243.8	1229.0	1232.7	1247.5	1273.5	1445.8	1306.8
45°	1193.8	1190.0	1227.1	1282.7	1325.4	1317.9	1321.7	1327.2	1351.3	1551.5	1406.9
47.5°	1221.6	1225.3	1279.0	1342.0	1386.5	1412.5	1432.9	1431.0	1449.6	1659.0	1518.1
50°	1249.4	1256.8	1321.7	1388.4	1466.2	1510.7	1540.4	1560.8	1579.3	1772.1	1646.0
52.5°	1303.1	1310.5	1382.8	1455.1	1555.2	1620.1	1694.2	1692.4	1694.2	1885.2	1773.9
55°	1381.0	1382.8	1425.5	1508.9	1644.2	1762.8	1864.8	1875.9	1844.4	2026.0	1920.4
57.5°	1469.9	1477.4	1514.4	1577.5	1714.6	1900.0	2055.7	2077.9	1992.7	2141.0	2053.8
60°	1553.4	1558.9	1616.4	1688.7	1837.0	2072.4	2248.5	2274.4	2181.7	2281.8	2192.9
62.5°	1458.8	1486.6	1588.6	1753.6	2052.0	2333.7	2493.2	2509.8	2365.3	2424.6	2341.2
65°	1167.8	1186.3	1332.8	1599.7	2066.8	2808.3	2871.3	2826.8	2617.4	2608.1	2565.5
67.5°	650.6	665.5	765.6	1045.5	1740.6	2986.2	3685.1	3358.8	3008.5	2884.3	2869.4
70°	513.5	517.2	530.1	587.6	965.8	2632.2	4326.4	4341.2	3648.0	3264.3	2934.3
72.5°	417.1	415.2	454.1	504.2	570.9	1579.3	4124.4	4695.3	4137.3	3164.2	2556.2
75°	318.8	324.4	374.4	446.7	522.7	743.3	3077.1	3863.0	3876.0	2949.2	2155.8
77.5°	242.8	244.7	300.3	394.8	511.6	524.6	2007.5	2878.7	2891.7	2283.7	1188.2
80°	181.7	181.7	228.0	333.7	498.6	483.8	1236.4	1996.4	1807.3	802.6	259.5
82.5°	103.8	111.2	152.0	253.9	452.3	465.3	697.0	1143.7	763.7	218.7	120.5
85°	55.6	57.5	92.7	170.5	372.6	444.9	532.0	569.1	304.0	116.8	55.6
87.5°	20.4	20.4	42.6	87.1	235.4	329.9	422.6	363.3	174.2	53.8	27.8
90°	0.0	0.0	0.0	0.0	0.0	0.0	0.0	0.0	0.0	0.0	0.0



REPORT NUMBER: P675514  
 CATALOG NUMBER: CCW-SA-1E-722-U-SL3

**CANDELA DISTRIBUTION (continued):**

	90°	95°	105°	115°	125°	135°	145°	155°	165°	175°	180°
0°	1386.5	1386.5	1386.5	1386.5	1386.5	1386.5	1386.5	1386.5	1386.5	1386.5	1386.5
2.5°	1384.7	1377.3	1371.7	1377.3	1356.9	1347.6	1358.7	1353.2	1342.0	1336.5	1332.8
5°	1356.9	1347.6	1338.3	1332.8	1310.5	1288.3	1277.2	1254.9	1236.4	1241.9	1230.8
7.5°	1327.2	1317.9	1290.1	1264.2	1219.7	1175.2	1154.8	1123.3	1112.2	1102.9	1097.4
10°	1290.1	1273.5	1230.8	1178.9	1114.0	1064.0	1012.1	975.0	936.1	919.4	925.0
12.5°	1243.8	1234.5	1167.8	1088.1	997.3	913.8	852.7	793.4	741.5	713.7	706.2
15°	1223.4	1195.6	1099.2	993.6	878.6	774.8	684.0	580.2	519.0	489.4	489.4
17.5°	1201.2	1149.3	1034.3	889.8	758.1	624.7	496.8	402.2	354.0	337.4	337.4
20°	1165.9	1108.5	958.3	791.5	632.1	470.8	355.9	304.0	289.2	278.0	279.9
22.5°	1140.0	1069.6	887.9	695.1	500.5	350.3	279.9	263.2	257.7	253.9	255.8
25°	1110.3	1023.2	813.8	591.3	393.0	276.2	242.8	235.4	239.1	241.0	241.0
27.5°	1086.2	984.3	737.8	480.1	296.6	233.6	218.7	216.9	224.3	228.0	229.9
30°	1069.6	949.1	663.6	378.1	237.3	207.6	200.2	200.2	209.5	213.2	215.0
32.5°	1052.9	919.4	583.9	289.2	202.0	185.4	183.5	185.4	190.9	190.9	192.8
35°	1058.4	891.6	507.9	233.6	181.7	170.5	170.5	170.5	172.4	174.2	174.2
37.5°	1069.6	884.2	426.3	196.5	166.8	159.4	159.4	157.6	159.4	157.6	159.4
40°	1080.7	873.1	352.2	174.2	157.6	152.0	150.1	146.4	144.6	144.6	146.4
42.5°	1127.0	887.9	289.2	159.4	150.1	146.4	140.9	137.2	135.3	135.3	135.3
45°	1186.3	915.7	239.1	152.0	144.6	135.3	131.6	129.8	126.0	127.9	129.8
47.5°	1275.3	958.3	209.5	146.4	139.0	127.9	124.2	120.5	120.5	124.2	124.2
50°	1392.1	1028.8	190.9	140.9	133.5	122.3	116.8	114.9	114.9	120.5	120.5
52.5°	1518.1	1110.3	183.5	139.0	127.9	116.8	111.2	109.4	109.4	116.8	116.8
55°	1644.2	1210.4	189.1	139.0	124.2	111.2	105.7	102.0	103.8	109.4	109.4
57.5°	1783.2	1317.9	216.9	139.0	120.5	109.4	102.0	96.4	98.2	100.1	100.1
60°	1935.2	1458.8	265.1	139.0	118.6	105.7	96.4	89.0	89.0	90.8	90.8
62.5°	2089.1	1597.8	333.7	140.9	120.5	103.8	89.0	81.6	79.7	81.6	81.6
65°	2291.1	1820.3	402.2	140.9	126.0	100.1	83.4	74.1	72.3	72.3	74.1
67.5°	2574.7	1979.7	311.4	135.3	129.8	100.1	77.9	68.6	64.9	64.9	64.9
70°	2424.6	1670.1	198.3	126.0	124.2	103.8	74.1	63.0	59.3	57.5	57.5
72.5°	2076.1	1336.5	159.4	118.6	114.9	102.0	70.4	59.3	53.8	51.9	51.9
75°	1664.6	1054.7	139.0	107.5	100.1	85.3	64.9	53.8	50.0	46.3	46.3
77.5°	815.6	441.2	105.7	94.5	85.3	64.9	57.5	50.0	44.5	40.8	40.8
80°	203.9	153.9	77.9	74.1	63.0	50.0	46.3	42.6	38.9	35.2	35.2
82.5°	109.4	90.8	55.6	50.0	42.6	35.2	35.2	33.4	31.5	27.8	26.0
85°	55.6	53.8	37.1	33.4	27.8	22.2	24.1	24.1	22.2	16.7	16.7
87.5°	29.7	29.7	18.5	14.8	13.0	11.1	11.1	11.1	9.3	7.4	7.4
90°	0.0	0.0	0.0	0.0	0.0	0.0	0.0	0.0	0.0	0.0	0.0

(END OF REPORT)